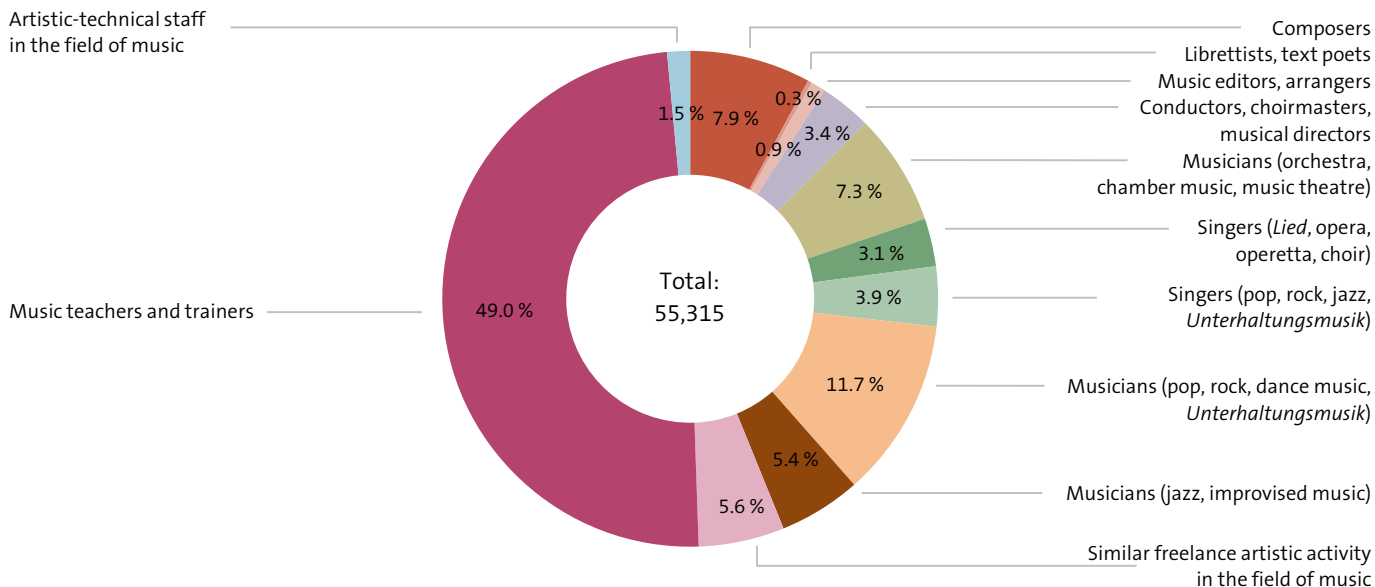
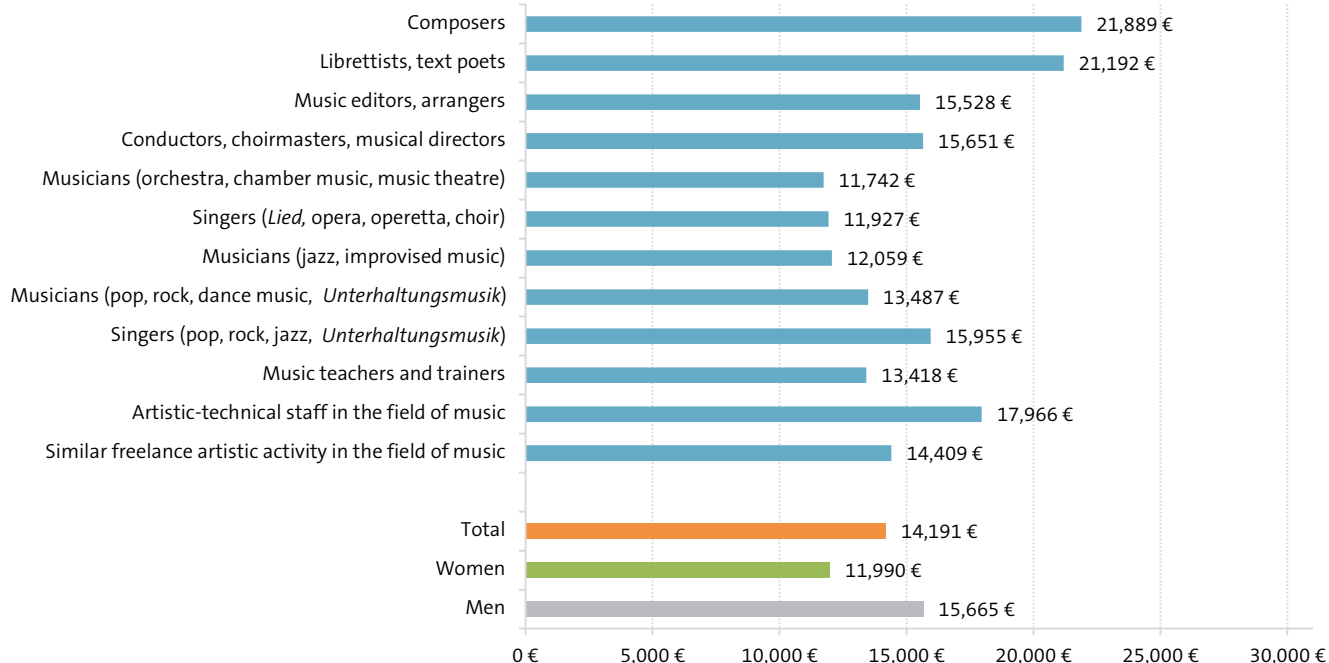


» Number and average income prognoses of freelance artists insured in the KSK

Freelance artists insured in the KSK, music section 2022



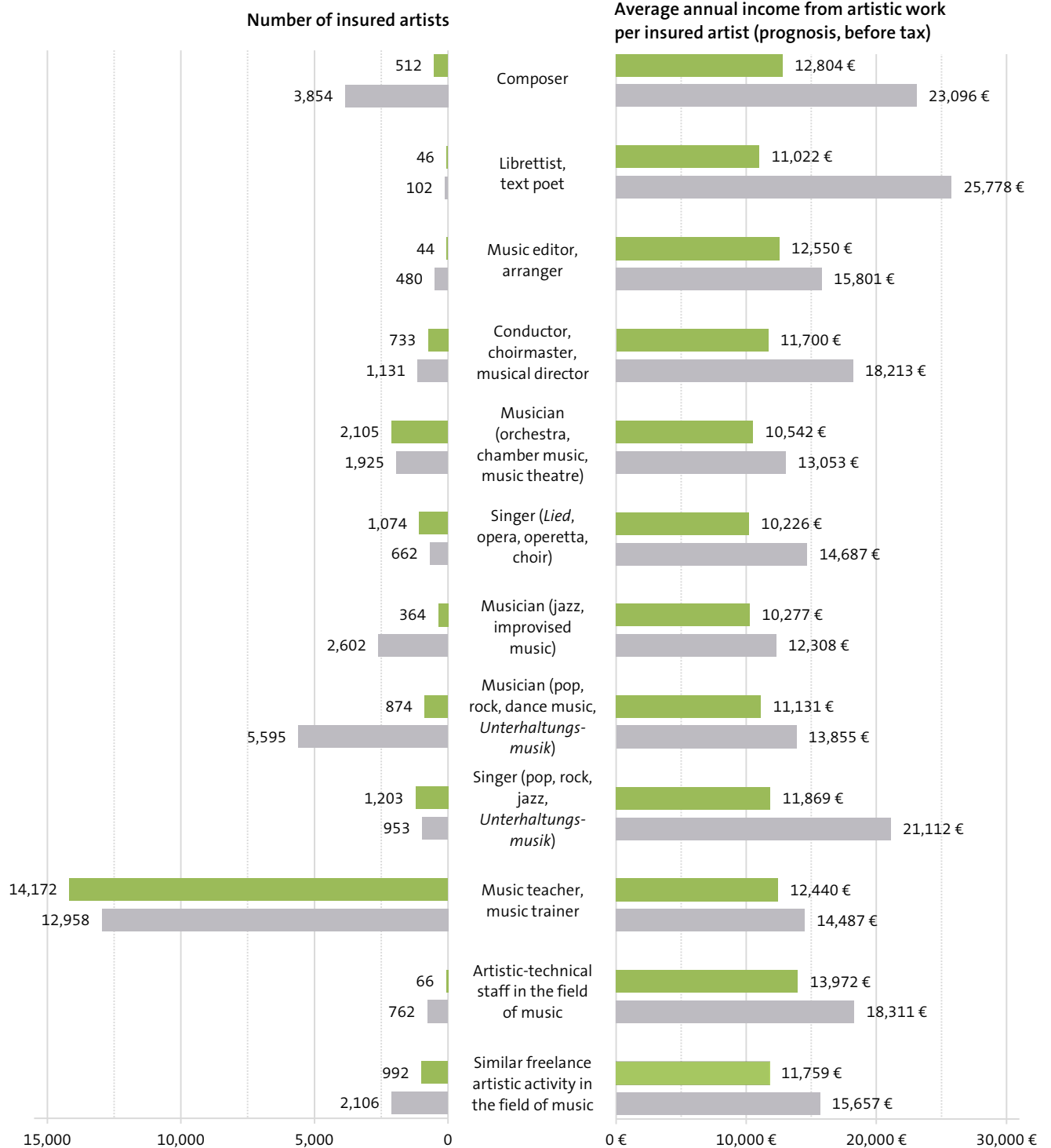
Average annual income from artistic work of the freelance artists insured in der KSK, music section 2022 (prognosis, before tax)¹



» Number and average income prognoses of freelance artists insured in the KSK

Gender comparison:
Freelance artists insured in the KSK, music section 2022¹

Women
Men

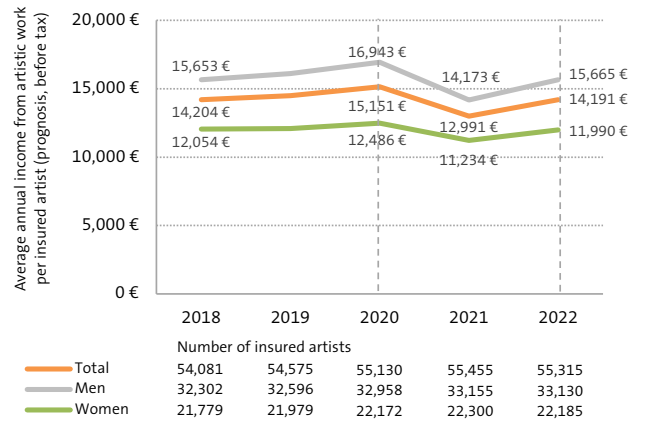


» Number and average income prognoses of freelance artists insured in the KSK

**Average income prognoses
of freelance artists
insured in the KSK
before and during
the COVID-19 pandemic**
by summarised fields of activity
and gender

**All insured
freelance artists,
music section**

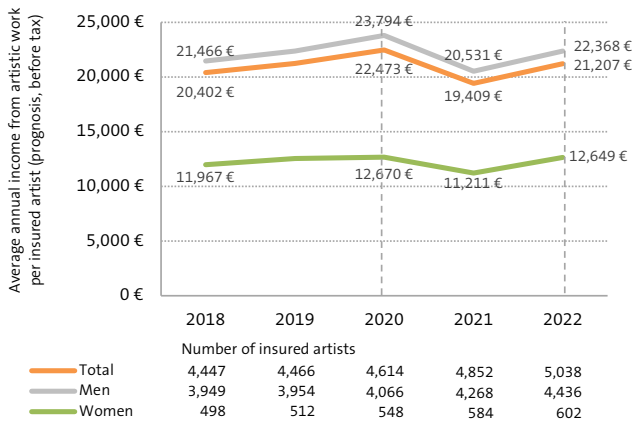
Total change of
income prognoses
from 2020² to 2022¹:
-6.3 %



Creators

Composer /
Librettist, text poet /
Music editor, arranger

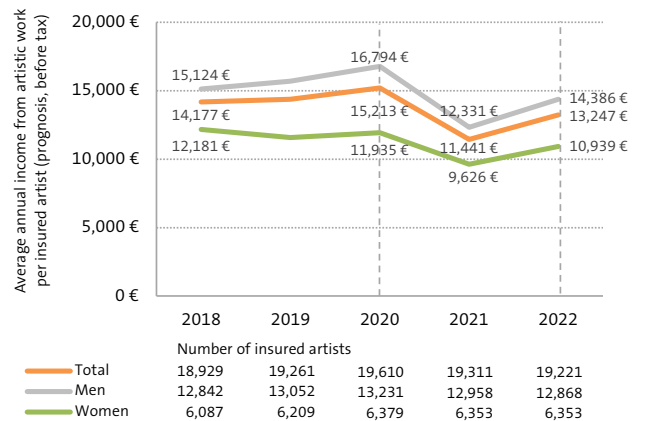
Total change of
income prognoses
from 2020² to 2022¹:
-5.6 %



Music performance

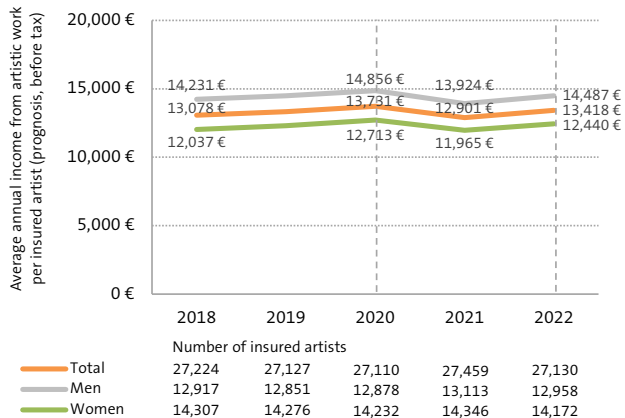
Conductor, choirmaster, musical director /
Musician (orch., chamber music, music theatre / jazz,
improv. music / pop, rock, dance music, U-Musik)
Singer (Lied, opera, operetta, choir /
pop, rock, jazz, U-Musik)

Total change of
income prognoses
from 2020² to 2022¹:
-12.9 %



**Music teachers,
music trainers**

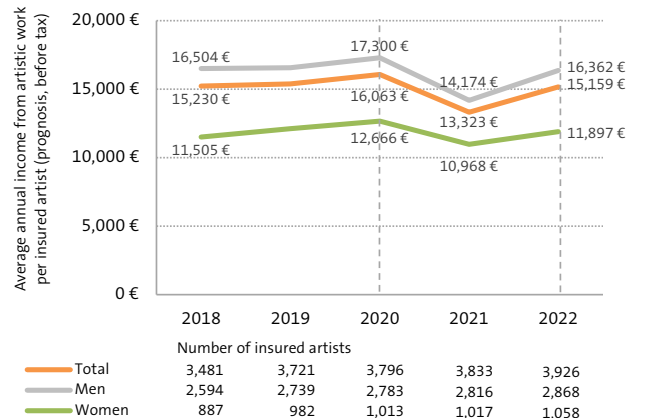
Total change of
income prognoses
from 2020² to 2022¹:
-2.3 %



**Other fields of
freelance activities**

Artistic-technical staff in the field of music /
Similar freelance artistic activity in the field of music

Total change of
income prognoses
from 2020² to 2022¹:
-5.6 %



» Number and average income prognoses of freelance artists insured in the KSK

		Average annual income from artistic work per insured artist (prognosis, before tax) in € (number of artists in brackets)							2022 ¹ : Percentage change since		
		2000	2008	2012	2016	2018	2020 ²	2021 ¹	2022 ¹	2000 ⁴	2020 ²
Total fields of activity³		8,892 (29,720)	10,003 (45,069)	11,430 (50,876)	13,186 (52,669)	14,204 (54,081)	15,151 (55,130)	12,991 (55,455)	14,191 (55,315)	+59.6 (+86.1)	-6.3 (+0.3)
Former classification until 2016	Current classification from 2017										
Composer		11,225 (3,670)	13,481 (3,736)	15,174 (3,718)	18,799 (3,565)	20,243 (3,716)	23,142 (3,936)	20,031 (4,174)	21,889 (4,366)	+95.0 (+19.0)	-5.4 (+10.9)
Librettist, text poet		13,722 (215)	15,941 (221)	15,825 (206)	24,826 (200)	36,652 (180)	23,448 (153)	21,252 (147)	21,192 (148)	+54.4 (-31.2)	-9.6 (-3.3)
Music editor, arranger		9,201 (428)	10,476 (523)	13,080 (524)	15,647 (532)	16,171 (551)	17,170 (525)	14,013 (531)	15,528 (524)	+68.8 (+22.4)	-9.6 (-0.2)
<i>Kapellmeister</i> , conductor	Conductor, choirmaster, musical director	13,344 (265)	14,134 (381)	17,360 (419)	19,140 (473)	15,873 (1,820)	16,555 (1,931)	14,406 (1,898)	15,651 (1,864)	+36.2 (+180.3)	-5.5 (-3.5)
Choirmaster		10,259 (400)	10,942 (737)	12,296 (956)	13,650 (1,094)						
Instrumental soloist 'Ernste Musik'	Musician (orchestra, chamber music, music theatre)	7,891 (1,618)	9,096 (1,960)	10,526 (2,105)	12,197 (2,010)	12,198 (3,727)	12,981 (3,973)	10,408 (3,953)	11,742 (4,030)	+51.5 (+85.6)	-9.5 (+1.4)
Orchestral musician 'Ernste Musik'		7,330 (553)	8,095 (1,091)	9,278 (1,318)	10,478 (1,448)						
Opera, operetta, musical singer	Singer (Lied, opera operetta, choir)	8,729 (492)	8,917 (966)	10,130 (1,133)	9,666 (1,125)	11,616 (1,792)	12,893 (1,814)	9,693 (1,781)	11,927 (1,736)	+45.1 (+84.7)	-7.5 (-4.3)
Lied und oratorio singer		7,660 (398)	9,529 (596)	10,440 (623)	11,888 (587)						
Chorister 'Ernste Musik'		7,628 (50)	7,562 (146)	7,990 (166)	8,817 (167)						
Jazz and rock musician	Musician (jazz, improvised music)	7,422 (2,899)	8,965 (4,356)	10,625 (4,708)	12,325 (4,811)	13,260 (3,657)	14,056 (3,145)	10,580 (3,053)	12,059 (2,966)	+62.5 (+2.3)	-14.2 (-5.7)
Singer for entertainment, show and folklore	Singer (pop, rock, jazz, Unterhaltungsmusik)	10,154 (1,632)	10,127 (2,269)	11,905 (2,276)	14,335 (2,090)	18,211 (2,180)	18,405 (2,226)	14,206 (2,212)	15,955 (2,156)	+57.1 (+32.1)	-13.3 (-3.1)
Dance and pop musician	Musician (pop, rock, dance music, Unterhaltungsmusik)	8,167 (2,661)	9,404 (3,162)	11,160 (2,980)	13,885 (2,890)	14,776 (5,753)	16,290 (6,521)	11,142 (6,414)	13,487 (6,469)	+60.7 (+68.7)	-17.2 (-0.8)
Entertainment and spa musician		8,724 (483)	9,554 (617)	10,929 (602)	13,115 (577)						
DJ, solo entertainer		9,017 (691)	9,362 (897)	9,564 (851)	11,129 (712)						
Artistic-technical staff in the field of music		10,368 (506)	11,974 (745)	13,959 (821)	16,354 (815)	17,651 (834)	18,775 (799)	15,676 (807)	17,966 (828)	+73.3 (+63.6)	-4.3 (+3.6)
Music teacher, music trainer		8,530 (11,838)	9,731 (20,669)	11,100 (24,833)	12,499 (26,504)	13,078 (27,224)	13,731 (27,110)	12,901 (27,459)	13,418 (27,130)	+57.3 (+129.2)	-2.3 (+0.1)
Similar freelance artistic activity in the field of music		8,165 (921)	9,940 (1,997)	11,402 (2,637)	13,587 (3,069)	14,467 (2,647)	15,340 (2,997)	12,695 (3,026)	14,409 (3,098)	+76.5 (+236.4)	-6.1 (+3.4)

» Number and average income prognoses of freelance musicians insured in the KSK

	Men							Women						
	Average annual income from artistic work per insured artist (prognosis, before tax) in € (number of artists in brackets)					2022 ¹ : Percentage change since		Average annual income from artistic work per insured artist (prognosis, before tax) in € (number of artists in brackets)					2022 ¹ : Percentage change since	
	2018	2019	2020 ²	2021 ¹	2022 ¹	2018	2020 ²	2018	2019	2020 ²	2021 ¹	2022 ¹	2018	2020 ²
Total fields of activity	15,653 (32,302)	16,110 (32,596)	16,943 (32,958)	14,173 (33,155)	15,665 (33,130)	+0.1 (+2.6)	-7.5 (+0.5)	12,054 (21,779)	12,091 (21,979)	12,486 (22,172)	11,234 (22,300)	11,990 (22,185)	-0.5 (+1.9)	-4.0 (+0.1)
Composer	21,261 (3,317)	22,336 (3,359)	24,470 (3,493)	21,190 (3,685)	23,096 (3,854)	+8.6 (+16.2)	-5.6 (+10.3)	11,775 (399)	12,335 (412)	12,669 (443)	11,298 (489)	12,804 (512)	+8.7 (+28.3)	+1.1 (+15.6)
Librettist. text poet	47,786 (121)	48,936 (102)	29,899 (97)	27,220 (97)	25,778 (102)	-46.1 (-15.7)	-13.8 (+5.2)	13,817 (59)	13,517 (54)	12,275 (56)	9,673 (50)	11,022 (46)	-20.2 (-22.0)	-10.2 (-17.9)
Music editor. arranger	16,563 (511)	17,104 (493)	17,587 (476)	14,201 (486)	15,801 (480)	-4.6 (-6.1)	-10.2 (+0.8)	11,159 (40)	13,267 (46)	13,126 (49)	11,982 (45)	12,550 (44)	+12.5 (+10.0)	-4.4 (-10.2)
Conductor. choirmaster. musical director	18,405 (1,100)	18,530 (1,143)	19,049 (1,163)	16,832 (1,143)	18,231 (1,131)	-1.0 (+2.8)	-4.4 (-2.8)	12,004 (720)	12,352 (761)	12,779 (768)	10,733 (755)	11,700 (733)	-2.5 (+1.8)	-8.4 (-4.6)
Musician (orchestra. chamber music. music theatre)	13,953 (1,781)	14,081 (1,848)	14,798 (1,915)	11,666 (1,899)	13,053 (1,925)	-6.5 (+8.1)	-11.8 (+0.5)	10,591 (1,946)	10,985 (1,957)	11,291 (2,058)	9,245 (2,054)	10,542 (2,105)	-0.5 (+8.2)	-6.6 (+2.3)
Singer (Lied. opera operetta. choir)	14,261 (673)	15,472 (680)	16,079 (680)	11,365 (675)	14,687 (662)	+3.0 (-1.6)	-8.7 (-2.6)	10,025 (1,119)	10,271 (1,120)	10,983 (1,134)	8,673 (1,106)	10,226 (1,074)	+2.0 (-4.0)	-6.9 (-5.3)
Singer (pop. rock. jazz. Unterhaltungsmusik)	18,552 (1,018)	20,086 (1,021)	24,662 (1,009)	18,639 (984)	21,112 (953)	+13.8 (-6.4)	-14.4 (-5.6)	17,912 (1,162)	13,048 (1,199)	13,217 (1,217)	10,654 (1,228)	11,869 (1,203)	-33.7 (+3.5)	-10.2 (-1.2)
Musician (pop. rock. dance music. Unterhaltungsmusik)	15,207 (5,017)	15,971 (5,480)	16,867 (5,684)	11,401 (5,571)	13,855 (5,595)	-8.9 (+11.5)	-17.9 (-1.6)	11,836 (736)	12,297 (800)	12,372 (837)	9,433 (843)	11,131 (874)	-6.0 (+18.8)	-10.0 (+4.4)
Musician (jazz. improvised music)	13,633 (3,253)	13,641 (2,880)	14,395 (2,780)	10,748 (2,686)	12,308 (2,602)	-9.7 (-20.0)	-14.5 (-6.4)	10,263 (404)	10,835 (372)	11,473 (365)	9,353 (367)	10,277 (364)	+0.1 (-9.9)	-10.4 (-0.3)
Artistic-technical staff in the field of music	18,119 (765)	18,439 (740)	19,029 (740)	15,876 (741)	18,311 (762)	+1.1 (-0.4)	-3.8 (+3.0)	12,457 (69)	14,217 (57)	15,590 (59)	13,428 (66)	13,972 (66)	+12.2 (-4.3)	-10.4 (+11.9)
Music teacher. music trainer	14,231 (12,917)	14,494 (12,851)	14,856 (12,878)	13,924 (13,113)	14,487 (12,958)	+1.8 (+0.3)	-2.5 (+0.6)	12,037 (14,307)	12,295 (14,276)	12,713 (14,232)	11,965 (14,346)	12,440 (14,172)	+3.3 (-0.9)	-2.1 (-0.4)
Similar freelance artistic activity in the field of music	15,828 (1,829)	15,866 (1,999)	16,674 (2,043)	13,566 (2,075)	15,657 (2,106)	-1.1 (+15.1)	-6.1 (+3.1)	11,424 (818)	11,977 (925)	12,486 (954)	10,797 (951)	11,759 (992)	+2.9 (+21.3)	-5.8 (+4.0)

» Number and average income prognoses of freelance artists insured in the KSK

Note: The figures are based on master data of the *Künstlersozialkasse* (KSK), Germany's social insurance for freelance artists and writers. The KSK distinguishes between the four sections music, visual arts, performing arts and word. The data shown refer to insured artists in the music section – irrespective of whether they are insured in all three insurance branches (pension, health, long-term care insurance) or only partially in accordance with the *Künstlersozialversicherungsgesetz* (Artists' Social Insurance Act). A freelance (self-employed) activity is recognised only if artists pursue their main artistic activity predominantly in Germany and their minimum annual income exceeds 3,900 euros (exception: young professionals). If the income falls below this minimum threshold only temporarily (up to twice in a period of six calendar years), the insurance obligation remains in force without interruption. Falling below this limit during the COVID-19 pandemic is not taken into account.

Not included are journalistic music professions, which are covered by the KSK in the word section and cannot be reported separately, as well as insured persons who earn income in the field of music only in addition to their main activity in another section. In addition to those insured in the KSK, there are other groups of freelance musicians and music teachers whose numbers and incomes are only partially available and for certain occupational groups (cf. statistics '*Erwerbstätige in Musikberufen nach Altersgruppen und monatlichem Nettoeinkommen*' according to data from the microcensus of the Federal Statistical Office).

The data are collected using a standardised procedure and read out in spring (mid-March). They reflect the average annual income from work from the main artistic activity projected for the current year as of 1 January, which is used to determine the individual contribution rate (before taxes, corresponds to the difference between operating income and expenses; federal and state Corona emergency subsidies paid for self-employed artistic activity are included in the calculation when determining the income prognosis). In addition, the data take into account declarations received after 1 January, as well as income estimates of newly insured persons received up to the readout date in spring. As of mid-March, the numbers of insured persons and income prognoses listed in these statistics differ from the information on the KSK website ('*KSK in Zahlen*', as of 1 January).

When interpreting average incomes, it should be noted that they can be distorted by outliers; this applies in particular to the fields of activity with low numbers of insured artists. The source data do not allow for the calculation of median incomes or other statistical parameters that provide information on income distributions within the listed groups.

¹The income prognoses for the calendar year were submitted by the insured artists during the COVID-19 pandemic. In their very nature as prognoses, they cannot take into account the actual course of the pandemic and the government decisions on corona protection measures in the calendar year in question. The status of the data is 12 March 2022 (prognoses for 2022) and 13 March 2021 (prognoses for 2021).

²Prognoses for the year 2020 were submitted by the insured artists before the significant COVID-19 pandemic breakout in Germany. The status of the data is 14 March 2020.

³Since 2017, the KSK has used a revised classification of fields of activity. As a result, some fields that were previously listed separately have been combined and completely merged into new categories. These changes are shown accordingly in the table.

⁴In cases fields of activity were combined in the revised classification, the calculations of income changes are based on weighted averages of the comparative year 2000.

Source: Compiled and calculated by the German Music Information Centre from figures supplied by the *Künstlersozialkasse* (KSK).