


Music and talk programmes from ARD radio broadcasters

Source: ARD-Hörfunkstatistik

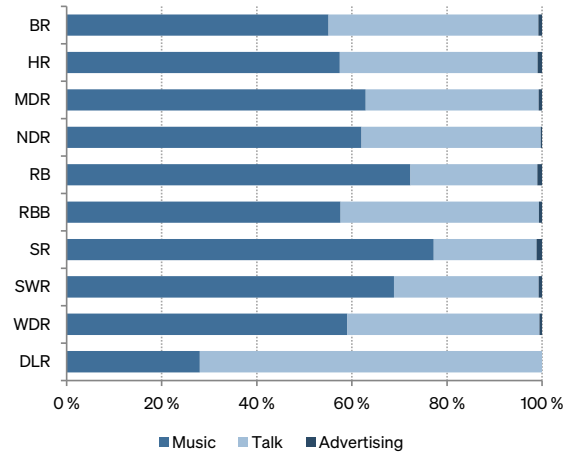
Data: 2006 bis 2022

 <https://miz.org/en/statistics/music-and-talk-programmes-from-ard-radio-broadcasters>

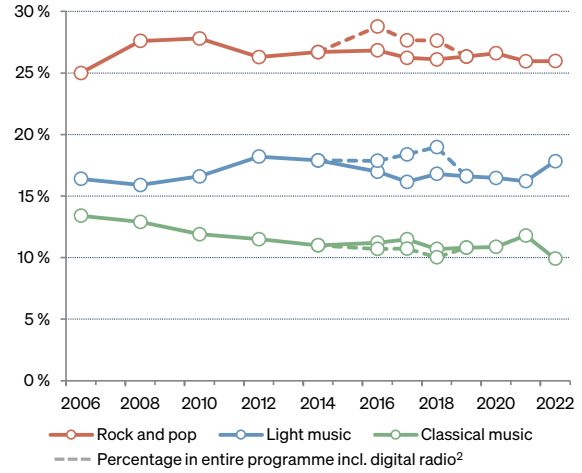
Statistics

Music and talk programmes from ARD radio broadcasters (2022)

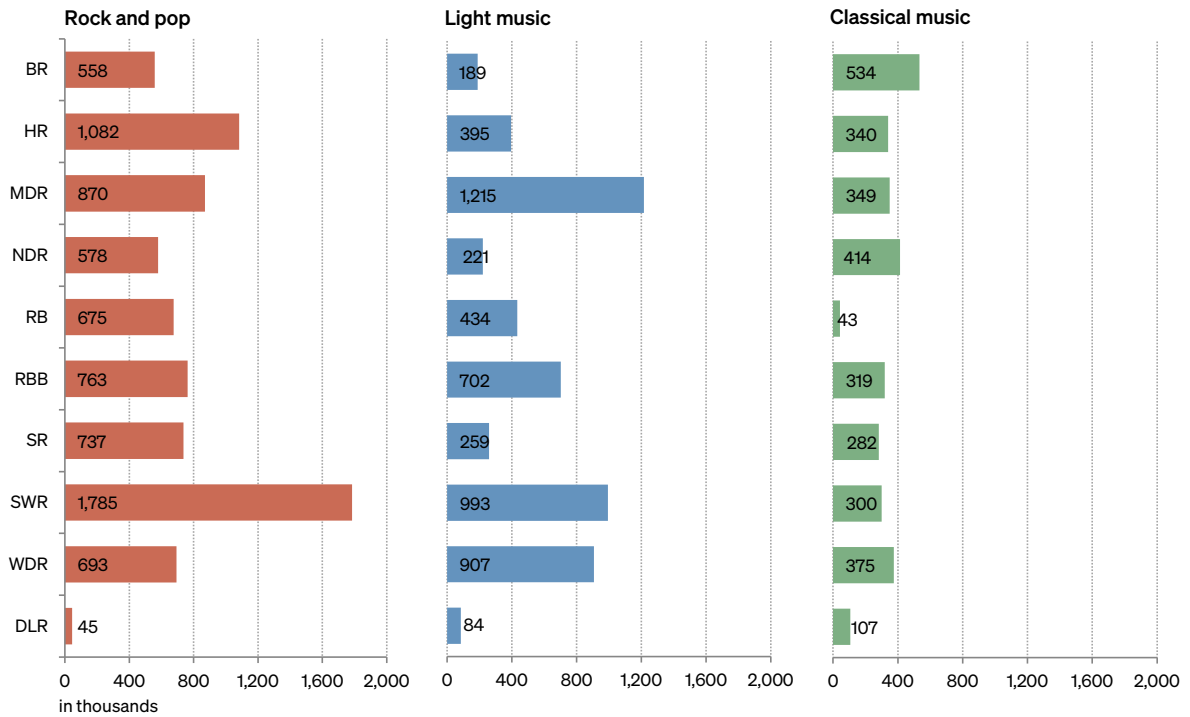
**Percentage of music and talk programmes
by broadcaster (2022)**



Percentage of music in entire programme over time¹



Airtime by music genres and broadcaster (2022)



**Music and talk programmes
from ARD radio broadcasters**

	State-level broadcasting corporation										DLR ³	DW ⁴
	BR	HR	MDR	NDR	RB	RBB	SR	SWR	WDR	Total		
Number of radio stations ⁵	5	6	7	8	4	7	4	8	6	55	2	1
Total airtime by genre and format in 2022 (in thousands of minutes)												
Rock and pop	558	1,082	870	578	675	763	737	1,785	693	7,740	45	-
Light music	189	395	1,215	221	434	702	259	993	907	5,316	84	-
Classical music	534	340	349	414	43	319	282	300	375	2,956	107	-
Culture and education	276	169	127	420	315	356	155	243	466	2,526	340	-
Entertainment	82	313	212	950	41	117	8	211	57	1,991	3	-
Information and services	1,058	833	1,070	1,656	573	1,642	637	906	686	9,061	559	-
Total share of music	1,497	1,816	2,436	2,637	1,521	2,263	1,623	3,078	1,891	18,761	319	13
Total share of talk	1,200	1,314	1,408	1,603	561	1,637	454	1,361	1,294	10,829	820	246
Radio advertising	21	30	29	12	21	27	25	33	18	216	0	0
Total airtime	2,719	3,159	3,872	4,251	2,102	3,927	2,102	4,471	3,202	29,806	1,138	258

NOTE

The figures listed above are based on data collected by the relevant broadcasting corporations as part of the ARD's radio statistics and published online by *Media Perspektiven Basisdaten*. Until 2018, the ARD's radio statistics were published by the German Broadcasting Archive (Deutsches Rundfunkarchiv); until 2009, the data were published in the *ARD-Jahrbücher*. The individual radio programmes of the state-level broadcasters included in the radio statistics have no longer been listed since 2019. Based on the airtime data it can be concluded that since then only those ARD radio programmes are considered that are broadcast terrestrially in addition to digital transmission. This does exclude ARD radio programmes that are exclusively transmitted digitally – data on digital radio are available only for the years 2016 to 2018. For reasons of uniform presentation, data for the exclusively digitally transmitted radio programme Deutschlandfunk Nova are therefore not included in this presentation of Deutschlandradio (DLR).

It should also be noted that all six categories Rock and pop, Light music and Classical music as well as the Culture and education, Entertainment and Service and information have both music and talk shares. The „total share of music“ listed therefore does not correspond to the airtime minutes of the three music categories.

FOOTNOTES

¹ Only state-level broadcasters, i.e. without Deutschlandradio (DLR) or Deutsche Welle (DW).

² Data on digital radio are available only for the years 2016 to 2018.

³ Federal broadcaster Deutschlandradio (DLR): only the radio programmes Deutschlandfunk und Deutschlandfunk Kultur are considered.

⁴ Deutsche Welle (DW) broadcasts in the following foreign language programmes: Eastern Europe, Central and Southern Europe, Asia, Latin America, Africa, Arabic and English. No further distinctions are made in the music and talk genres.

⁵ Excl. ARD radio programmes that are exclusively transmitted digitally.

SOURCE INFORMATION

Compiled by the German Music Information Centre from the various annual issues of *ARD-Hörfunkstatistik* in: *Media Perspektiven Basisdaten*, ed. ARD MEDIA. Older issues were published as: *ARD-Hörfunkstatistik*, ed. German Broadcasting Archive, annual issues 2010-2018; *ARD-Jahrbuch*, ed. *Arbeitsgemeinschaft der öffentlich-rechtlichen Rundfunkanstalten der Bundesrepublik Deutschland (ARD) unter Mitwirkung der ARD-Werbung*, annual issues 2006-2009.

Do you have questions or are you looking for something specific?

miz.org/en/musical-life/statistics

info@miz.org

THE MIZ IS A FACILITY OF

Deutscher Musikrat gGmbH

Deutsches Musikinformationszentrum (miz)

Weberstraße 59, 53113 Bonn, Germany

+49 (0)228 2091-180

info@miz.org

www.miz.org

Managing Director Deutscher Musikrat gGmbH:

Stefan Piendl

Director German Music Information Centre:

Stephan Schulmeister